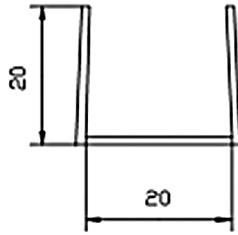


Gleichschenklige

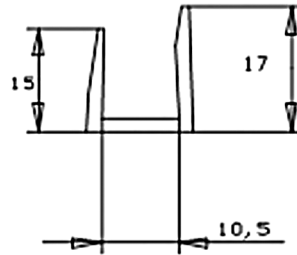
Equal angle

U-Profile

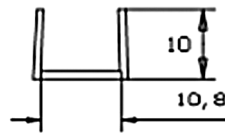
channel sections



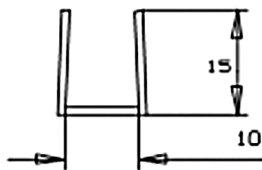
259



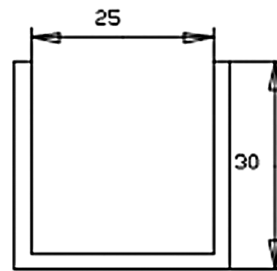
273



274



260

















539

Gleichschenklige

Equal angle

U-Profile

channel sections

Art.-Nr. Cat. - No.	U-Profile Channel sections	Packung / lfm. Package / mtr.	Ausführung Execution	Lieferung Delivery
539	U = 25 / L = 30	60		
260	U = 10 / L = 15	60		
273	U = 10,5 / L = 15	60		
273	U = 10,5 / L = 15	60		
274	U = 10,8 / L = 10	60		
274	U = 10,8 / L = 10	60		
259	U = 20 / L = 20	60		

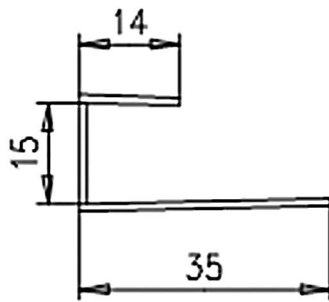
U = Aufnahmemaß in mm / U = locating dimension in mm
L = Schenkellänge in mm / L = flange length in mm

Ungleichschenklige

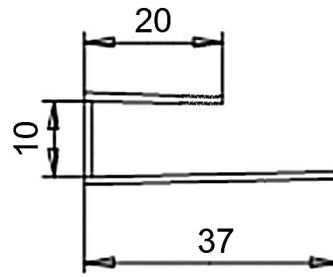
Unequal angle

U-Profile

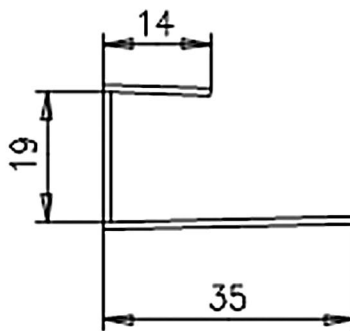
channel sections



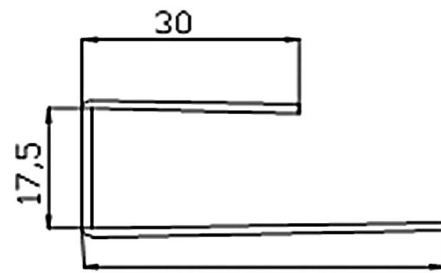
246



374



254








821

Ungleichschenklige

Unequal angle

U-Profile

channel sections

Art.-Nr. Cat. - No.	U-Profile Channel sections	Packung / lfm. Package / mtr.	Ausführung Execution	Lieferung Delivery
246	U = 15 / L = 14/35	60	<input type="radio"/>	
254	U = 19 / L = 14/35	60	<input type="radio"/>	
374	U = 10 / L = 20/37	60	<input type="radio"/>	
821	U = 17,5 / L = 30 /50	60	<input type="radio"/>	
821	U = 17,5 / L = 30 /50	30	<input checked="" type="radio"/>	

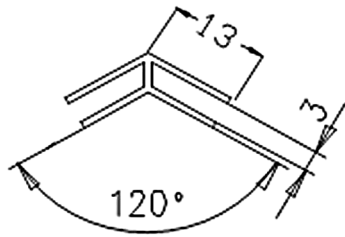
U = Aufnahmemaß in mm / U = locating dimension in mm
L = Schenkellänge in mm / L = flange length in mm

Verbinder und Winkelaufnahmen

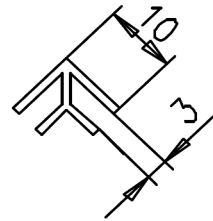
Connectors and corner connectors

für Verkleidungsplatten

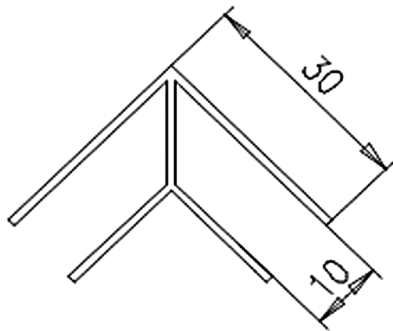
for facing panels



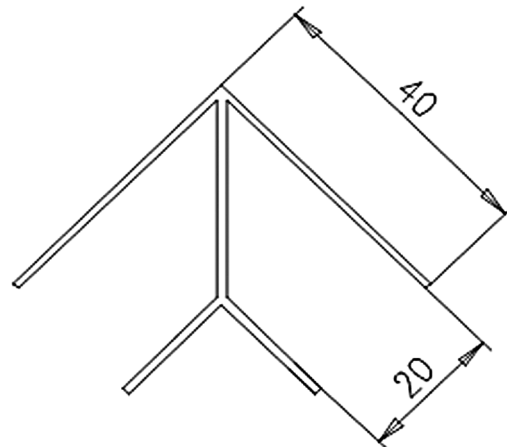
293



271



265











266

Verbinder und Winkelaufnahmen

Connectors and corner connectors

für Verkleidungsplatten

for facing panels

Art.-Nr. Cat. - No.	U-Profile Edge profile	Packung / lfm. Package / mtr.	Ausführung Execution	Lieferung Delivery
293	WE 120° U = 3 / L = 13	60		
265	WE 90° U = 10 / L = 30	60		
266	WE 90° U = 20 / L = 40	60		
271	WE 120° U = 3 / L = 10	60		

WE = Winkeleinfassung / angle edges

WA = Winkelanschluss / angle connection

U = Aufnahmemaß in mm / locating dimension in mm

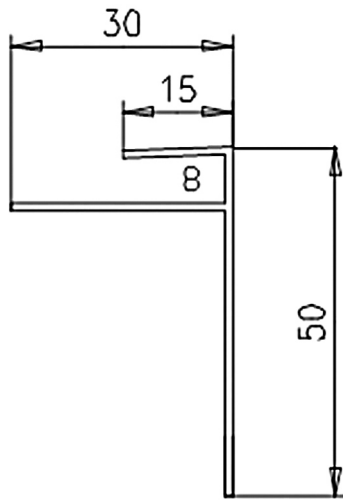
L = Schenkellänge in mm / flange length in mm

Verbinder und Winkelaufnahmen

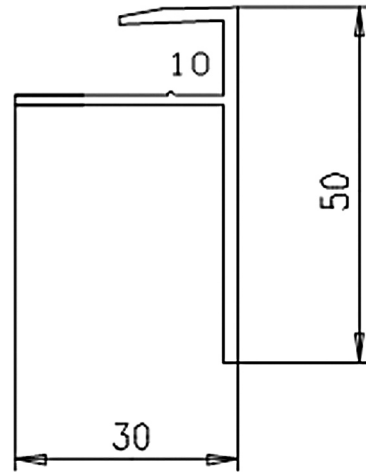
Connectors and corner connectors

für Verkleidungsplatten

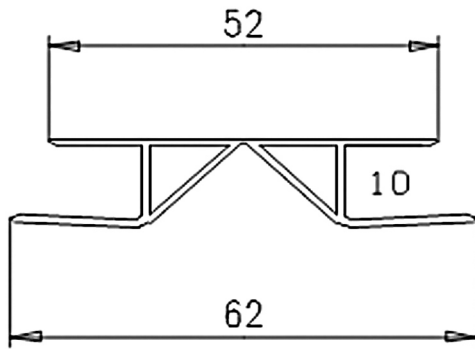
for facing panels



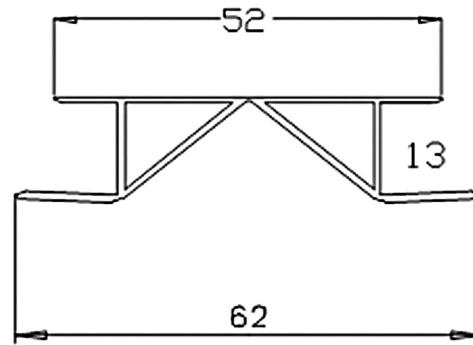
245



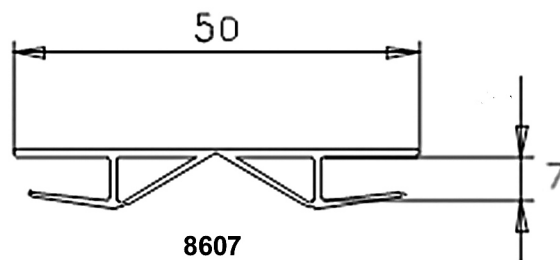
272



8600



8613













8607

Verbinder und Winkelaufnahmen

Connectors and corner connectors

für Verkleidungsplatten

for facing panels

Art.-Nr. Cat. - No.	U-Profile Edge profile	Packung / lfm. Package / mtr.	Ausführung Execution	Lieferung Delivery
245	WA 90° U = 8 / L = 30/50	60		
272	WA 90° U = 10 / L = 30/50	60		
8600	WA 75-180° U = 10 / L = 52	60		
8613	WA 75-180° U = 13 / L = 52	60		
8607	WA 75-180° U = 7 / L = 50	60		

WE = Winkeleinfassung / angle edges

WA = Winkelanschluss / angle connection

U = Aufnahmemaß in mm / locating dimension in mm

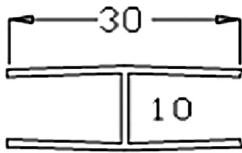
L = Schenkellänge in mm / flange length in mm

H-Kopplungen

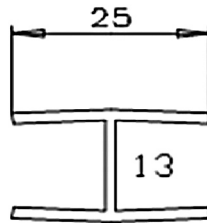
H connectors

für Verkleidungsplatten

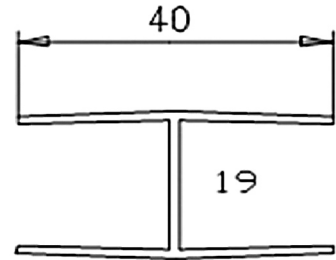
for facing panels



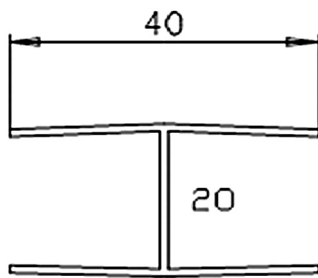
261



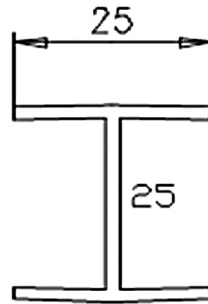
283



281



262













284

H-Kopplungen

H connectors

für Verkleidungsplatten

for facing panels

Art.-Nr. Cat. - No.	U-Profile Edge profile	Packung / lfm. Package / mtr.	Ausführung Execution	Lieferung Delivery
261	U = 10 / L = 30	60		
283	U = 13 / L = 25	60		
281	U = 19 / L = 40	60		
262	U = 20 / L = 40	60		
284	U = 25 / L = 25	60		

Einfassprofile

Edges profiles

Anwendungsbeispiel

Example

