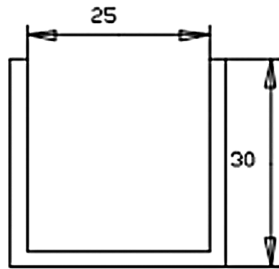


Gleichschenklige

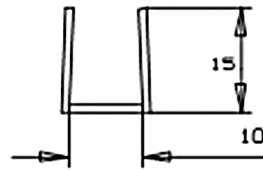
Equal angle

U-Profile

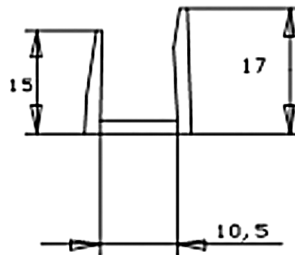
channel sections



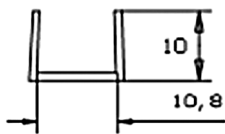
539



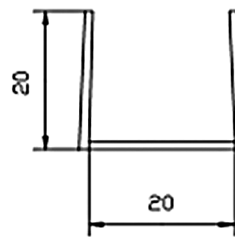
260



273



274

















259

Gleichschenklige

Equal angle

U-Profile

channel sections

| Art.-Nr. Cat.-No. | U-Profile Channel sections | Packung / lfm. Package / mtr. | Ausführung Execution | Lieferung Delivery |
|----------------------|-------------------------------|----------------------------------|--|--|
| 539 | U = 25 / L = 30 | 60 |  |  |
| 260 | U = 10 / L = 15 | 60 |  |  |
| 273 | U = 10,5 / L = 15 | 60 |  |  |
| 273 | U = 10,5 / L = 15 | 60 |  |  |
| 274 | U = 10,8 / L = 10 | 60 |  |  |
| 274 | U = 10,8 / L = 10 | 60 |  |  |
| 259 | U = 20 / L = 20 | 60 |  |  |

U = Aufnahmemaß in mm
L = Schenkellänge in mm

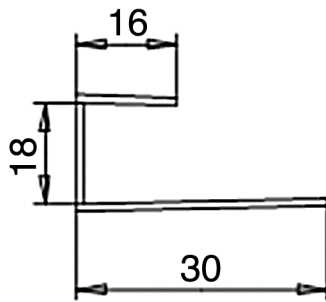
U = locating dimension in mm
L = flange length in mm

Ungleichschenklige

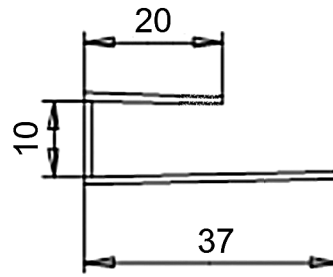
Unequal angle

U-Profile

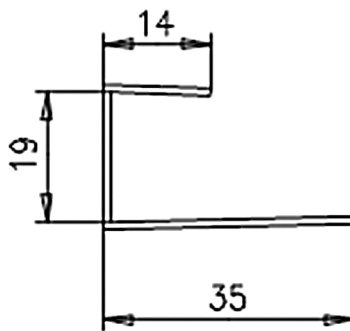
channel sections



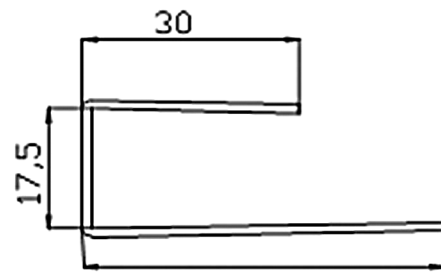
246



374



254



821








Ungleichschenklige

Unequal angle

U-Profile

channel sections

| Art.-Nr. Cat. - No. | U-Profile Channel sections | Packung / lfm. Package / mtr. | Ausführung Execution | Lieferung Delivery |
|------------------------|-------------------------------|----------------------------------|----------------------------------|---|
| 246 | U = 15 / L = 14/35 | 60 | <input type="radio"/> |  |
| 254 | U = 19 / L = 14/35 | 60 | <input type="radio"/> |  |
| 374 | U = 10 / L = 20/37 | 60 | <input type="radio"/> |  |
| 821 | U = 17,5 / L = 30 /50 | 60 | <input type="radio"/> |  |
| 821 | U = 17,5 / L = 30 /50 | 30 | <input checked="" type="radio"/> |  |

U = Aufnahmemaß in mm
L = Schenkellänge in mm

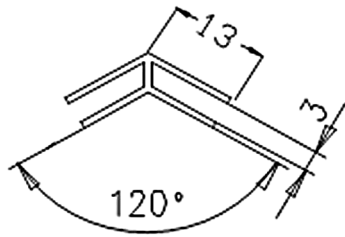
U = locating dimension in mm
L = flange length in mm

Verbinder und Winkelaufnahmen

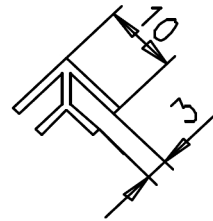
Connectors and corner connectors

für Verkleidungsplatten

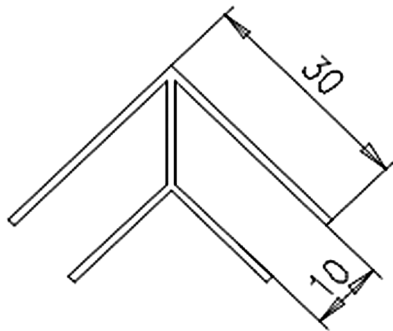
for facing panels



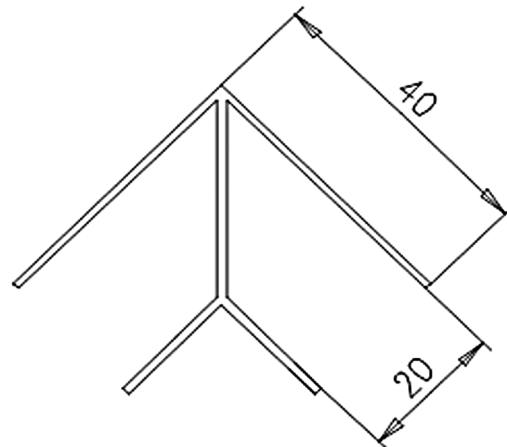
293



271



265











266

Verbinder und Winkelaufnahmen

Connectors and corner connectors

für Verkleidungsplatten

for facing panels

| Art.-Nr. Cat.-No. | Winkelaufnahme Corner connectors | Packung / lfm. Package / mtr. | Ausführung Execution | Lieferung Delivery |
|----------------------|-------------------------------------|----------------------------------|---|---|
| 293 | WE 120° U = 3 / L = 13 | 60 |  |  |
| 265 | WE 90° U = 10 / L = 30 | 60 |  |  |
| 266 | WE 90° U = 20 / L = 40 | 60 |  |  |
| 271 | WE 120° U = 3 / L = 10 | 60 |  |  |

WE = Winkeleinfassung
U = Aufnahmemaß in mm
L = Schenkellänge in mm

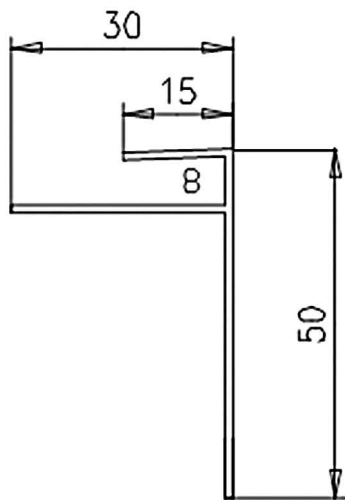
WE = angle edges
U = locating dimension in mm
L = flange length in mm

Verbinder und Winkelaufnahmen

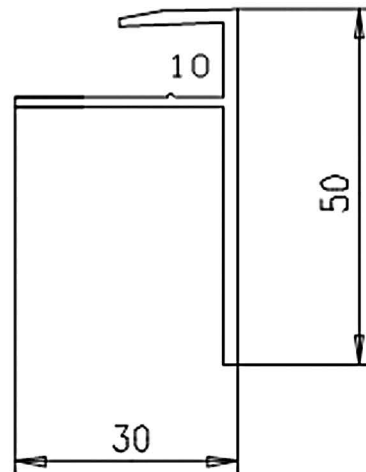
Connectors and corner connectors

für Verkleidungsplatten

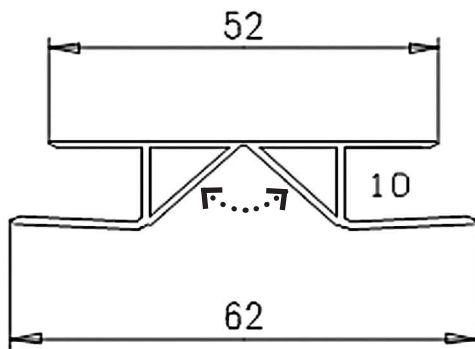
for facing panels



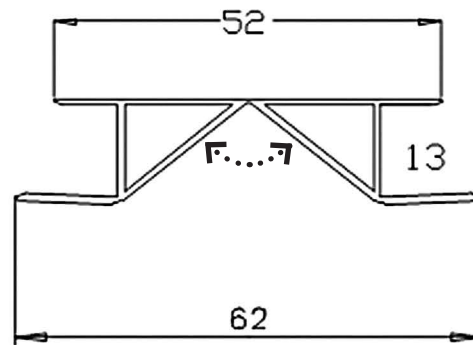
245



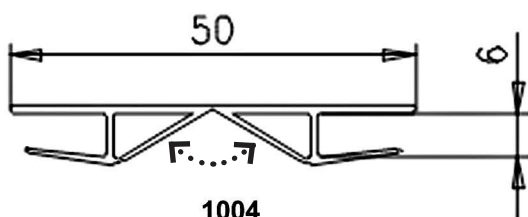
272



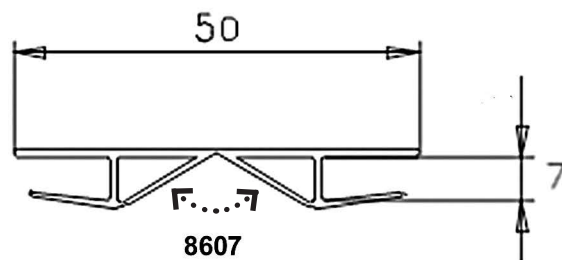
8600



8613



1004











8607

Verbinder und Winkelaufnahmen

Connectors and corner connectors

für Verkleidungsplatten

for facing panels

| Art.-Nr. Cat.-No. | Verbinder Connectors | Packung / lfm. Package / mtr. | Ausführung Execution | Lieferung Delivery |
|----------------------|----------------------------|----------------------------------|--|--|
| 245 | WA 90° U = 8 / L = 30/50 | 60 | ○ |  |
| 272 | WA 90° U = 10 / L = 30/50 | 60 | ○ |  |
| 8600 | WA 75-180° U = 10 / L = 52 | 60 | ○ |  |
| 8613 | WA 75-180° U = 13 / L = 52 | 60 | ○ |  |
| 8607 | WA 75-180° U = 7 / L = 50 | 60 | ○ |  |
| 1004 | WA 75-180° U = 6 / L=50 | 60 | ○ |  |
| 1004 | WA 75-180° U = 6 / L=50 | 30 |  |  |

WA = Winkelanschluss
U = Aufnahmemaß in mm
L = Schenkellänge in mm

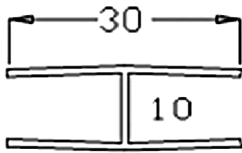
WA = angle connection
U = locating dimension in mm
L = flange length in mm

H-Kopplungen

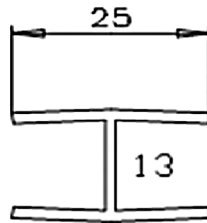
H connectors

für Verkleidungsplatten

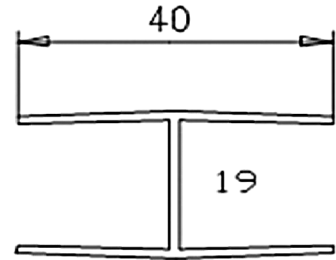
for facing panels



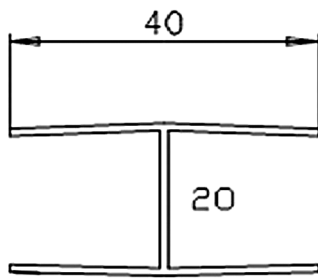
261



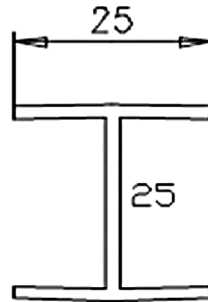
283



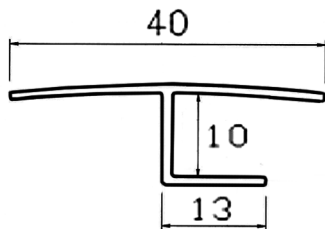
281



262



284















392

H-Kopplungen

H connectors

für Verkleidungsplatten

for facing panels

| Art.-Nr. Cat.-No. | H-Kopplungen H Connectors | Packung / lfm. Package / mtr. | Ausführung Execution | Lieferung Delivery |
|----------------------|------------------------------|----------------------------------|---|---|
| 261 | U = 10 / L = 30 | 60 |  |  |
| 283 | U = 13 / L = 25 | 60 |  |  |
| 281 | U = 19 / L = 40 | 60 |  |  |
| 262 | U = 20 / L = 40 | 60 |  |  |
| 284 | U = 25 / L = 25 | 60 |  |  |
| 392 | U = 10 / L = 40 | 60 |  |  |

Einfassprofile

Edges profiles

Anwendungsbeispiel

Example

